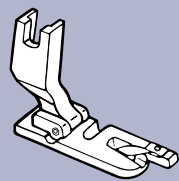



TL-98 P **PERFECTION**



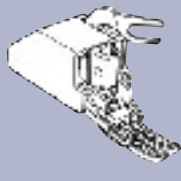
Standard Accessory Parts



Hemming foot
A9104-090-000



Zipper attaching foot
A9133-090-000



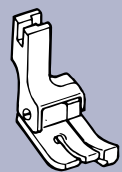
Even feed foot
A9150-E98-ZA0A



1/5 Quilting foot
A9811-E98-AA0



1/4 Quilting foot
A9811-E98-BA0



Compensating presser foot
A5140-E98-ZA0



The Machine is Light-Weight and Portable

This portable, lightweight machine is easy to transport and can be carried wherever you desire.

Needles

The machine is supplied with HA-type needles, the identical type used with home sewing machines and home sergers. This type of needle cannot be attached incorrectly.

Industrial Machine Engineering

The arm and bed of the TL-98P are constructed of aluminum die-casting. This tough body lowers vibration while sewing and ensures high quality stitching. Since the TL-98P has many industrial sewing machine features, it is possible to attach several types of industrial presser feet. (For more details, please contact the dealer near you.)

Larger Work Area

The machine has a wider handling area than a conventional sewing machine adding space to maneuver large size materials or rolls of quilting fabric. An auxiliary table is supplied for extending the work area for quilting and larger sewing projects.

SPECIFICATIONS

Item	Specifications
Sewing Speed	Max.1,500r.p.m
Stitch Length	Max.6mm
Lift of the presser foot	By lever Max.9mm, by knee lifter Max.12mm
Needle	HA x 1 (130/705H) #7~#18 (HLx5#9~#16)
Dimensions	452 (W) x 350 (H) x 219 (D) (mm)
Weight (machine only)	11.5Kg
Rated voltage / power consumption	220-230V/ 0.5A, 95W
Power consumption of the lamp	12V, 3W
Auxiliary table (dimensions)	590 x 277(mm)
Hook	Horizontal-axis full-rotary hook



Safety Instruction

To ensure proper and safe use of the machine, be sure to carefully read the "Instruction Manual" before operating the unit.



JUKI CORPORATION
Household Sewing Machine Division
8-2-1 Kokuryo-cho, Chofu-shi, Tokyo
182-8655, Japan
TEL:81-3-3480-5034 FAX:81-3-3480-5037
http://www.juki.co.jp
E-mail:hsm@juki.co.jp

JUKI CORPORATION holds the rights to change technical specifications without prior notice. 0404 (SI)



1-NEEDLE, LOCKSTITCH, PORTABLE SEWING MACHINE WITH AUTOMATIC THREAD TRIMMER FOR QUILTING, TAILORING, APPAREL AND HOME DÉCOR

TL-98 P **PERFECTION**

Professional Full-dressed Feature




Easy Bobbin Replacement

A new bobbin case latch and an enlarged bobbin case area make it easier to remove and replace the bobbin. When the auxiliary table is being utilized, it is equipped with a sliding plate that allows convenient access to remove and load bobbins as well.



Automatic Needle Threader

The push lever automatic needle threader easily threads the needle without eyestrain and allows you to start sewing quickly.



Automatic Thread Trimmer

The machine is equipped with an automatic thread trimming device that simultaneously cuts the needle and bobbin threads at the sewing end by lightly pressing the push-button. It uses the thread trimming mechanism that is similar to the industrial sewing machine type, cutting thin through thick threads without fail. Auto thread trimming may also be activated by the foot pedal switch.



Threading the Machine Head

The machine head is simple to thread through accurate threading guides including the slit type thread tension take-up lever.



Foot Pedal Switch for Thread Trimming

As with an industrial sewing machine, the thread trimmer can be activated with the foot pedal switch. A series of basic sewing steps, "Sewing Start → Stop → Thread Trimming," can be easily controlled by operating the foot pedal switch, which greatly increases sewing efficiency.



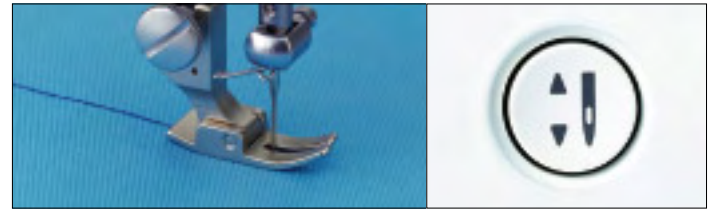
Knee Lifter Lever

The knee lifter lever allows you to lift/lower the presser foot without using your hands. The presser foot can be raised as high as 12mm, so that light to heavy weight materials are easily handled in and out of the sewing area with ease.

TL-98 P PERFECTION



Professional Sewing Quality Feature



Predetermined Stop Position of the Needle

When you stop sewing, the machine will come to an accurate stop with the needle down. To move the needle up or down as desired, simply press the needle up/down button. When the button is pressed continuously, the machine sews stitch by stitch at low speed.



Adjustment of Presser Foot Pressure

Presser foot pressure can be adjusted according to the fabric being sewn by turning a regulator located on the top of the machine. The pressure amount can then be viewed at a pressure indicator.



Heavy-Weight Materials are sewn with Ease

The speed control mechanism, operated by microcomputer, allows the machine to sew materials at low speeds. This provides for accurate feed and perfect stitching when sewing heavy weight fabrics, quilting and multiple layers of materials.

Professional Quilting Feature




Even Feed Foot

With its reliable feed, the even feed foot ensures the machine's ability to produce beautiful seams when sewing difficult-to-feed fabrics such as georgette and velvet, as well as heavy weight materials such as leather. The even feed foot is ideal for sewing multiple layers of fabric evenly.



Thread Tension Scale

The machine is provided with the thread tension scale, which allows you to adjust the tension according to the thread and material to be used. Stitch length is easily adjusted with a dial.



Two Types of Quilting Foot / Drop Feed

The quilting feet are designed for free motion quilting and free-hand embroidery. Two types of quilting feet are supplied as standard accessories with the machine. A 1/5 Quilting Foot is used for basic quilting and the 1/4 Quilting Foot for precision sewing with 1/4 inch stitch width. The feed dog can be raised and lowered simply by depressing a switch. When quilting, the drop feed allows you to sew curved stitches with ease.



PORTABLE INDUSTRIAL SEWING MACHINE